

000000 0000 00000000 00000000 00000000 00000000
 00000000 00 000 00 00000 000000 00000000

Researchers:

David Atkin
 Amit Khandelwal
 Adam Osman

Sector(s): Finance

Location: Egypt

Sample: 219 rug producers

Target group: Small and medium enterprises

Outcome of interest: Earnings and income Market access

AEA RCT registration number: AEARCTR-0000069

00000000 : Download from Harvard Dataverse

Research Papers: Exporting and Firm Performance: Evidence from a Randomized Experiment

Partner organization(s): Aid to Artisans, Hamis Carpets

00 000000 00000000 00000000 00000000 0000000000 000 00000000 00000000
 00000000 00000000 0000 0000000 00 00000000 00000000 00000000 00000000
 00000000000 00 00000000 0000 000000 000000000 0000000000 . 0000 0000000000 00000
 000000 00000000 0000 0 000000 0000000 0000 000000 0000000000 00000000
 000000000 000000000000 0 00 00 000 0000000000 00 000000 00000000 0000000000 (Aid to
 Artisans (ATA)), 00 0000 0000 0000 000000 000000000 0000000000 000000 000000
 00000000 0000 0000 000000 000000 00000 00000 000000 000000 00000000 0000 00000000
 00000000 000000 000000000 0000 000000000 0000 000000 000000000 . 0 00 0000 000000
 00000000 000000000 000000000 00000000 00000000 0000 000000000 0000 000000 00000000
 0000 000000 000000 0000 000000000 00 00000 000000 000000000 00000000 00000000 0
 0000000000 0000 0000 000000000 000000 0000000000 .

00000000 00000000

00 0000000 000000000 000000000 0000000000 0000000000 0000 000000000 000000000
 0000000000 0000000000 00000 00000000 00 000000000 000000000 000000000 000000000
 000000000000 00 00000000 0000 000000 000000000 00000000000 . 0000000 0000 0000000000
 0000 000000 0000 0000 000000 0000 000000000 000000000 00000000000 0000000000
 00000 00000000 000000000 00 00000 000000 000000 000000000 000000000 00 000000000

.....
.....
.....
.....
.....
.....
.....
.....
.....
.....

.....

..... 2013
.....
..... 734
..... 17
..... 1.7
.....

.....
.....
.....
.....
..... 42.5 (..... 7
.....)
..... 646 (102
.....) 12
.....

..... (ATA)
.....
.....
..... 2009
..... - -
.....
..... (ATA)
.....

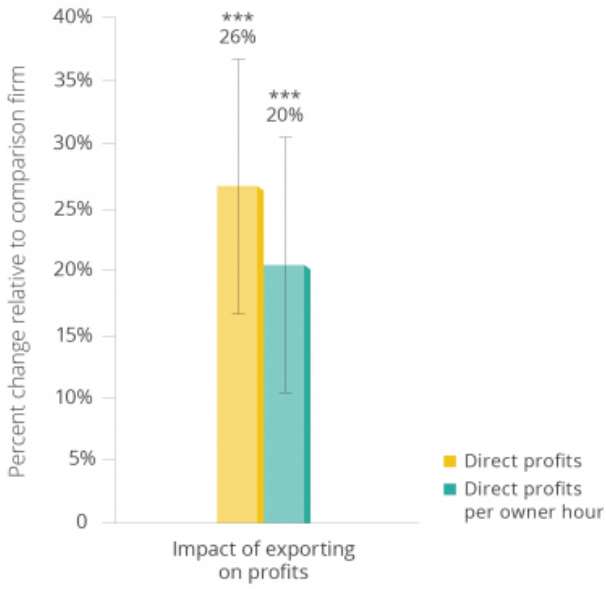


Woman pushing fabric through a sewing machine

Photo credit: Haitham Fahmy, J-PAL

0000000 0000000 00 000000
 00000 00000000 00 00000 000000 00000000 (ATA) 000000 000000 000000
 00000 0000000 000 00000 0000000 0000000 0000000 000000 00 0000 0000
 00000000 000 00000 000 000000000 . 00000 0000 00000 00000000 0000
 0000000 00 00000 000000 00000000 (ATA) 00 00000 00000 00000 0000000 00
 00000000 000000 00 00000000 0000000 0000000 . 00 000 00000000
 0000000 00000 00 00000000 000000 0000000 00 0000000 0000000 000000
 000000 000 0000000 . 0000000 0000000 00000000 000 000 00000 000 00 0000
 0000000 000000 000000 0000000 000 0000 000 00000 00 0000 00000
 000000 00000 . 0000 00000000 000000 74 00000 00 000 219 0000 00 00000 000000
 00000 000000 00000 0000000 00000000 000000 00000000 00000000 0 00
 00 0000 00 000000 000000 0000 000 0000000 00000000 000 000 145 0000
 00000000 000 00 0000 0000000 00000000 .
 00000 00000 000000 000000000 0000000 000000 0000000 000000 0000000
 00000000 000000 . 000000 00000 00000 000000 00000000 00 000000 000000
 0000000 00000000 00000 0000 0000 00000 000000 00000000 00 0000000
 00000000 00000000 00000 0000000 . 0000 00000 00 00000 0000000 0000

Exporting firms earned higher profits

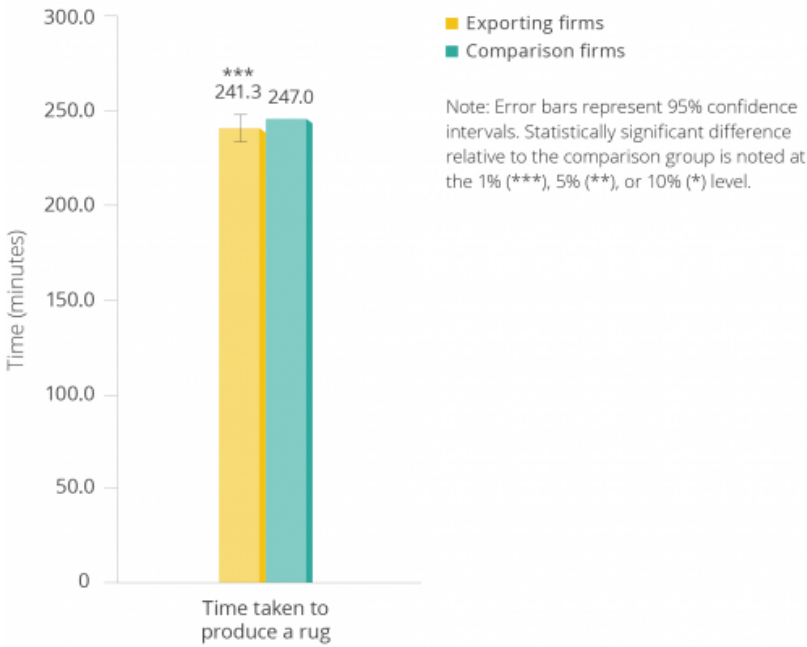
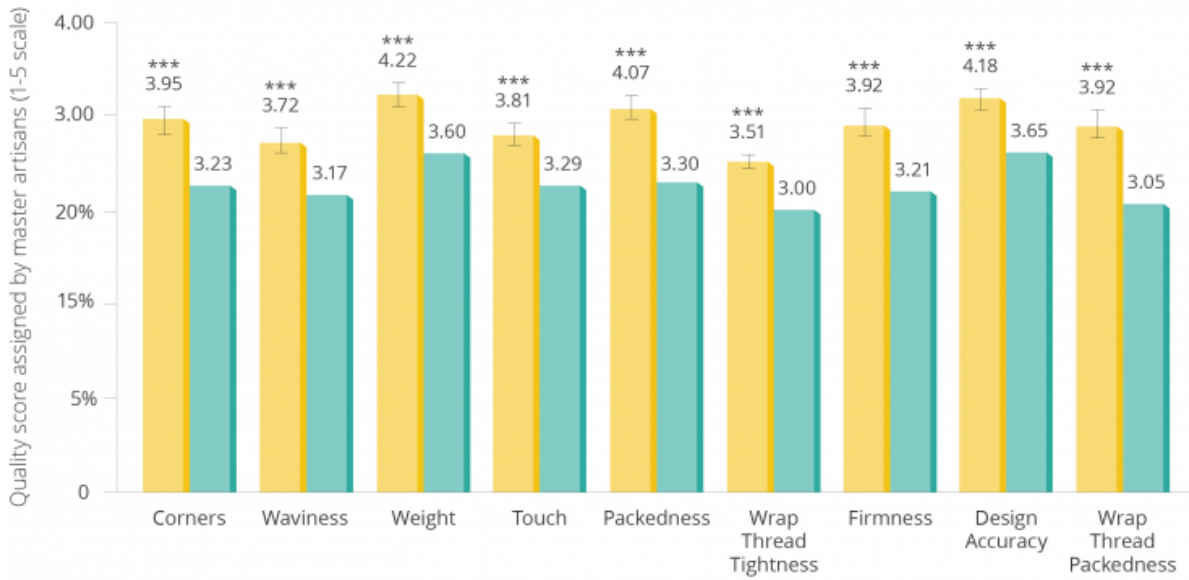


Note: Error bars represent 95% confidence intervals. Statistically significant difference relative to the comparison group is noted at the 1% (***) level.

The impact of exporting on profits is statistically significant at the 1% level (***). The impact on direct profits is 26%, and the impact on direct profits per owner hour is 20%. Both impacts are statistically significant at the 1% level (***).

Figure 2 .

Exporting firms produced higher quality rugs in a similar amount of time



000000 : 000000 00 000000 0000 00000 "000000 00 0000 00000000 ".000 000
 00 000 0000 00000000 00000 00 000000 00 0000000000 000 0000 000000000
 0000 00000000 000000 000 0000 00000 .000000 000 000 00 00000000 000000
 0000000000 0000000000 0000000 000000 0000000000 000000 00000000 00
 000000000 00 00000000 0000000000 000000000 00000000 000000 000 00000000 000
 000000000 00000000 0000000000 000000000 00000000 00000 0000 0000 0000 000000000
 00000000 0000000000 000000000 0000 0000 000000000 000000000 00 0000000
 000000000 .
 00000 000 00000000 000 00 000000 0000000 000 00000000 000000000 00 0000
 0000 0000 00 000000 0000000 000 00000000 00000000 00 000000 000000

Abstract
Introduction
1. Theoretical Framework
2. Data and Sample
3. Empirical Strategy
4. Results
5. Discussion
6. Conclusion
References
Appendix
Tables
Figures

Atkin, David, Amit K. Khandelwal, and Adam Osman. "Exporting and Firm Performance: Evidence from a Randomized Trial." Working Paper, April 2015.